

HARDWARE

High pressure die-cast zinc & Highly polished chrome plated.

N-778



Edgmount latch body with standard, two-way-adjustable strike, off-set handle, cylinder locking latch, adjustable latch off-set from 7/8" to 1-1/8".

Specifications:

Material: High pressure die cast zinc, chrome plated.

Weight: 1.50 Lbs.

Drilled and countersunk for #10 flat head mounting screws.

N-1200



Edgmount latch body with standard two-way-adjustable strike, semi-off-set handle, cylinder locking latch, adjustable latch off-set from 1-1/4" to 1-3/8".

Specifications:

Material: High pressure die cast zinc, chrome plated.

Weight: 1.35 Lbs.

Drilled and countersunk for #10 flat head mounting screws.

N-1240 - N-1240B



Edgmount latch body with two-way-adjustable T-post strike, straight handle, cylinder locking latch, adjustable latch off-set from 1-1/8" to 1-1/2".

Specifications:

Material: High pressure die cast zinc, chrome plated.

Weight: 1.15 Lbs.

Drilled and countersunk for #10 flat head mounting screws..

HARDWARE

High pressure die-cast zinc & Highly polished chrome plated.

N-1250



Edgmount latch body with two-way-adjustable T-post strike, Semi-off-set handle, cylinder locking latch, adjustable latch off-set from 1-1/8" to 1-1/2".

Specifications:

Material: High pressure die cast zinc, chrome plated.

Weight: 1.20 Lbs.

Drilled and countersunk for #10 flat head mounting screws.

N-1250B



Edgmount latch body with two-way-adjustable T-post strike, Semi-off-set handle, adjustable latch off-set from 1-1/8" to 1-1/2".

Specifications:

Material: High pressure die cast zinc, chrome plated.

Weight: 1.20 Lbs.

Drilled and countersunk for #10 flat head mounting screws.

N-3-0680



Edgmount latch body with two-way-adjustable T-post strike, straight Handle, adjustable latch off-set from 3/4" to 1-1/8".

Specifications:

Material: High pressure die cast zinc, chrome plated.

Weight: 0.95 Lbs.

Drilled and countersunk for #10 flat head mounting screws.

HARDWARE

High pressure die-cast zinc & Highly polished chrome plated.

N-3-0681



Edgmount latch body with two-way-adjustable T-post strike, Off-set handle, adjustable latch off-set from 3/4" to 1-1/8".

Specifications:

Material: High pressure die cast zinc, chrome plated.

Weight: 1.00 Lbs.

Drilled and countersunk for #10 flat head mounting screws.

N-1062



Small, surface mount, roller latch with straight handle and padlock feature. Strike with fixed 1-1/4" offset.

Specifications:

High pressure die cast zinc, chrome plated.

Weight: 0.95 Lbs.

Drilled and countersunk for #10 flat head mounting screws.

N-1178 & N-1178S



N-1178S Walk-in box safety latch set with short roller strike and cylinder locking. Adjustable off-set from zero to 3/8". Set Comes complete with latch, strike, cylinder lock & Keys, and inside release handle.

N-1178 Walk-in box safety latch set with roller strike and cylinder locking. Adjustable off-set from 1-1/16" to 1-3/8". Set comes complete with latch, strike, cylinder lock & keys, and inside release handle.

Specifications:

Material: High pressure die cast zinc, chrome plated.

Weight: 3.65 Lbs. (latch and strike)

Drilled and countersunk for 1/4" mounting screws.

HARDWARE

High pressure die-cast zinc & Highly polished chrome plated.

N-1238L



Walk-in box safety handle with cylinder locking, padlock feature, and inside release assembly.

Specifications:

High pressure die cast zinc, chrome plated components with solid brass lock release rod.

Weight: 3.15 Lbs.

Drilled for ¼" mounting, decorative chrome plated caps provided.

N-1400



Small, surface mount, roller latch with straight handle and padlock feature.

Strike off-set adjustable from ½" to 1".

Specifications:

High pressure die cast zinc, chrome plated.

Weight: 0.95 Lbs.

Drilled and countersunk for #8 flat head mounting screws.

N-1580F



Heavy duty walk-in box safety latch set with roller strike and inside release handle with chrome plated steel release rod. Adjustable off-set from 1-1/8" to 1-1/2".

Specifications:

Material: Chrome plated cast iron latch and strike.

Weight: 5.10 Lbs. (latch and strike)

Drilled for 5/16" mounting screws.

HARDWARE

High pressure die-cast zinc & Highly polished chrome plated.

N-1700



Walk-in box safety latch set with roller strike and locking pin. Adjustable off-set from 3-3/8" to 4-1/4". Set comes complete with latch, strike, locking pin, and inside release handle with chrome plated steel release rod.

Specifications:

Material: High pressure die cast zinc, chrome plated.

Weight: 3.75 Lbs. (latch and strike)

Drilled and countersunk for #10 mounting screws.

N-380



Narrow flange hinge, 1-1/8" off-set.

Specifications:

Material: High Pressure die cast zinc, chrome plated.

Weight: 0.55 Lbs. each.

Drilled and countersunk for #10 flat head mounting screws

N-1300F



Narrow flange, heavy duty hinge, 1" off-set.

Specifications:

Material: Cast iron, chrome plated.

Weight: 3.65 Lbs. each.

Drilled and countersunk for 1/4" flat head mounting screws.

HARDWARE

High pressure die-cast zinc & Highly polished chrome plated.

N-1400F



Narrow flange, heavy duty hinge, 7/8" off-set.

Specifications:

Material: Cast iron, chrome plated.

Weight: 4.40 Lbs. each.

Drilled and countersunk for 1/4" flat head mounting screws

N-1432



Narrow flange hinge, 1-3/8" off-set.

Specifications:

Material: High Pressure die cast zinc, chrome plated.

Weight: 0.40 Lbs. each.

Drilled and countersunk for #8 flat head mounting screws.

N-1432S



Narrow flange hinge, zero off-set (flush).

Specifications:

Material: High Pressure die cast zinc, chrome plated.

Weight: 0.30 Lbs. each.

Drilled and countersunk for #10 flat head mounting screws.

HARDWARE

High pressure die-cast zinc & Highly polished chrome plated.

N-1450



Medium duty, adjustable off-set hinge, off-set adjustable from 1-3/8" to 2" in 1/16" increments.

Specifications:

Material: High pressure die cast zinc, chrome plated.

Weight: 2.35 Lbs. each.

Drilled and countersunk for 1/4" flat head mounting screws.

N-1460



Medium duty, adjustable off-set hinge, off-set adjustable from 1-5/8" to 2-3/8" in 1/16" increments.

Specifications:

Material: High pressure die cast zinc, chrome plated.

Weight: 2.45 Lbs. each.

Drilled and countersunk for 1/4" flat head mounting screws.

N-1470



Heavy duty, adjustable off-set hinge, off-set adjustable from 1-5/8" to 2-3/4", in 1/16" increments.

Specifications:

Material: High pressure die cast zinc, chrome plated.

Weight: 4.05 Lbs. each.

Drilled and countersunk for 1/4" flat head mounting screws.

HARDWARE

High pressure die-cast zinc & Highly polished chrome plated.

N-1632



Narrow flange hinge, 1-1/4" off-set.

Specifications:

Material: High Pressure die cast zinc, chrome plated.

Weight: 0.60 Lbs. each.

Drilled and countersunk for #10 flat head mounting screws.

N-1230



Reversible cam-rise hinge, zero off-set (flush).

Specifications:

Material: High Pressure die cast zinc, chrome plated.

Weight: 2.55 Lbs. each.

Drilled and countersunk for 1/4" flat head mounting screws.

N-1238



Reversible cam-rise hinge, 1-3/8" off-set.

Specifications:

Material: High Pressure die cast zinc, chrome plated.

Weight: 2.65 Lbs. each.

Drilled and countersunk for 1/4" flat head mounting screws.

HARDWARE

High pressure die-cast zinc & Highly polished chrome plated.

N-1132



Adjustable edge mount cam-rise hinge.

Specifications:

Material: High Pressure die cast zinc flange, strap and adjustment plate; chrome plated cover, steel pin.

Weight: 1.15 Lbs. each.

Drilled / countersunk for 1/4" mounting screws.

N-1060



Small, surface mount, roller latch with off-set handle and padlock feature.

Strike with fixed 1-1/4" offset.

Specifications:

High pressure die cast zinc, chrome plated.

Weight: 0.85 Lbs.

Drilled and countersunk for #10 flat head mounting screws.

N-1061



Small, surface mount, roller latch with straight handle and padlock feature.

Strike with adjustable off-set, 1" to 1-3/8".

Specifications:

High pressure die cast zinc, chrome plated.

Weight: 1.10 Lbs.

Drilled and countersunk for #10 flat head mounting screws.

HARDWARE

High pressure die-cast zinc & Highly polished chrome plated.

N-1040




Small, surface mount, roller latch with off-set handle.

Strike with fixed 1" offset.

Specifications: All sizes & measurement of product are in Millimeter
High pressure die cast zinc, chrome plated.
Weight: 0.60 Lbs.
Drilled and countersunk for #10 flat head mounting screws

N-1336B



Adjustable edgemount hinge, 1" off-set, adjustment range 1/8".

Specifications:
Material: High Pressure die cast zinc, chrome plated.
Weight: 0.40 Lbs. each.
Drilled / countersunk for #10 screws.

N-7-107




Heavy duty edge mount hinge.

Specifications:
Material: High Pressure die cast zinc, chrome plated, c/w steel pin.
Weight: 0.65 Lbs. each.
Drilled and countersunk for #8 flat head screws.

HARDWARE

High pressure die-cast zinc & Highly polished chrome plated.

N-1760



Heavy duty edge mount hinge.

Specifications:

Material: High Pressure die cast zinc, chrome plated, c/w steel pin.

Weight: 1.65 Lbs. each.

Drilled and countersunk for #10 flat head screws.

N-1330



N-1330

Standard edgemount hinge, 3/4" off-set.

Specifications:

Material: High Pressure die cast zinc, chrome plated, and chrome plated cover.

Weight: 0.50 Lbs. each.

Drilled and countersunk for #10 screws

N-1332



Adjustable edgemount hinge, 7/8" off-set, adjustment range 1/8".

Specifications:

Material: High Pressure die cast zinc, chrome plated.

Weight: 0.40 Lbs. each.

Drilled / countersunk for #10 screws.

HARDWARE

High pressure die-cast zinc & Highly polished chrome plated.

N-1336



Adjustable edgemount hinge, 1" off-set, adjustment range 1/8".


Specifications:

Material: High Pressure die cast zinc, chrome plated.

Weight: 0.45 Lbs. each.

Drilled / countersunk for #10 screws.

N-2000



Door closer utilizing nitrogen pressure Schrader closure.

Specifications:

Chrome plated steel assembly.

Weight: 1.70 Lbs.

Slotted openings for #10 flat head mounting screws.